

2023 Alcohol Tax Early Education and Prevention & Housing and Homelessness Reports



**Anchorage
Health
Department**



Presenters

Kimberly Rash

Acting Director

Anchorage Health Department

Agenda

- 2023 Alcohol Tax Funds
- Early Education and Prevention
- Housing and Homelessness
- Grantee Feedback
- Housing and Homelessness Services Commitments
- Questions

Alcohol Tax Funds

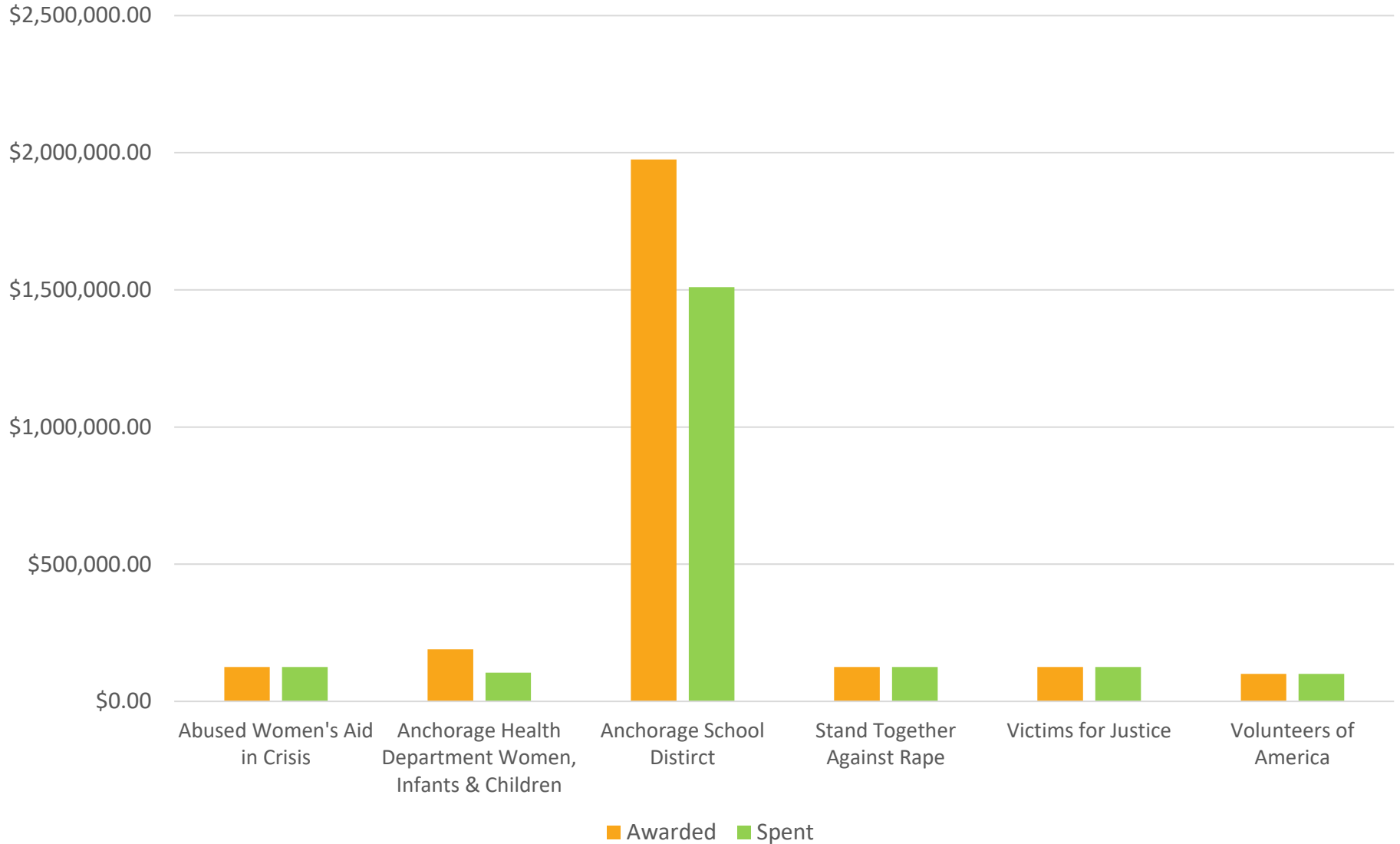


Early Education and Prevention

Programs Funded – Early Education and Prevention

Abused Women’s Aid in Crisis \$125,000.00	Services Provided	Impacts
Total Award Spent	<ul style="list-style-type: none"> • Direct Services for victims/survivors • Legal Advocate for victim/survivors 	<ul style="list-style-type: none"> • 4,944 crisis calls • 5,866 clients served • 48 protective orders assisted by their legal advocate
Anchorage Health Department – Women, Infants & Children \$190,000.00	Services Provided	Impacts
\$104,868.03 spent - Total award not spent due to position vacancy	<ul style="list-style-type: none"> • Increased access and nutrition programs • Medicaid mailer 	<ul style="list-style-type: none"> • 3,857 individuals received nutritional support • 685 participated in produce matching benefits • 3,857 individuals were assisted enrolling into SNAP
Anchorage School District \$1,974,850.00	Services Provided	Impacts
\$1,509,724.96 spent - Total award not spent due to staffing	<ul style="list-style-type: none"> • Pre-K classrooms and Mental Health Support/Staffing • Countdown to Kindergarten Events 	<ul style="list-style-type: none"> • Presence in 8 elementary schools • 488 children served in pre-school classrooms and mental health supports • 5,940 individuals served in family engagement and kindergarten readiness
Stand Together Against Rape \$125,000.00	Services Provided	Impacts
Total Award Spent	<ul style="list-style-type: none"> • 4 Trauma Counselors • Sexual Trauma Prevention and Response 	<ul style="list-style-type: none"> • 1,075 counseling sessions provided to 151 survivors • 3,869 total individuals participated in prevention and education presentations
Victims for Justice \$125,000.00	Services Provided	Impacts
Total Award Spent	<ul style="list-style-type: none"> • Direct services for victims/survivors 	<ul style="list-style-type: none"> • 157 families assisted through the legal system • Received 83 crisis calls
Volunteers of America \$100,000.00	Services Provided	Impacts
Total Award Spent	<ul style="list-style-type: none"> • School-based Behavioral Health Services • Trauma-Informed Summer Youth Camp 	<ul style="list-style-type: none"> • 42 youth attended a three-week summer camp • 60 family member attended and engaged in family nights • 60 hours of trauma-informed services through their Prime for Life Program

Awarded vs Spent – Early Education and Prevention



Programs Funded – Evidence Based Grants

Evidence Based Grants - \$3,810,000.00

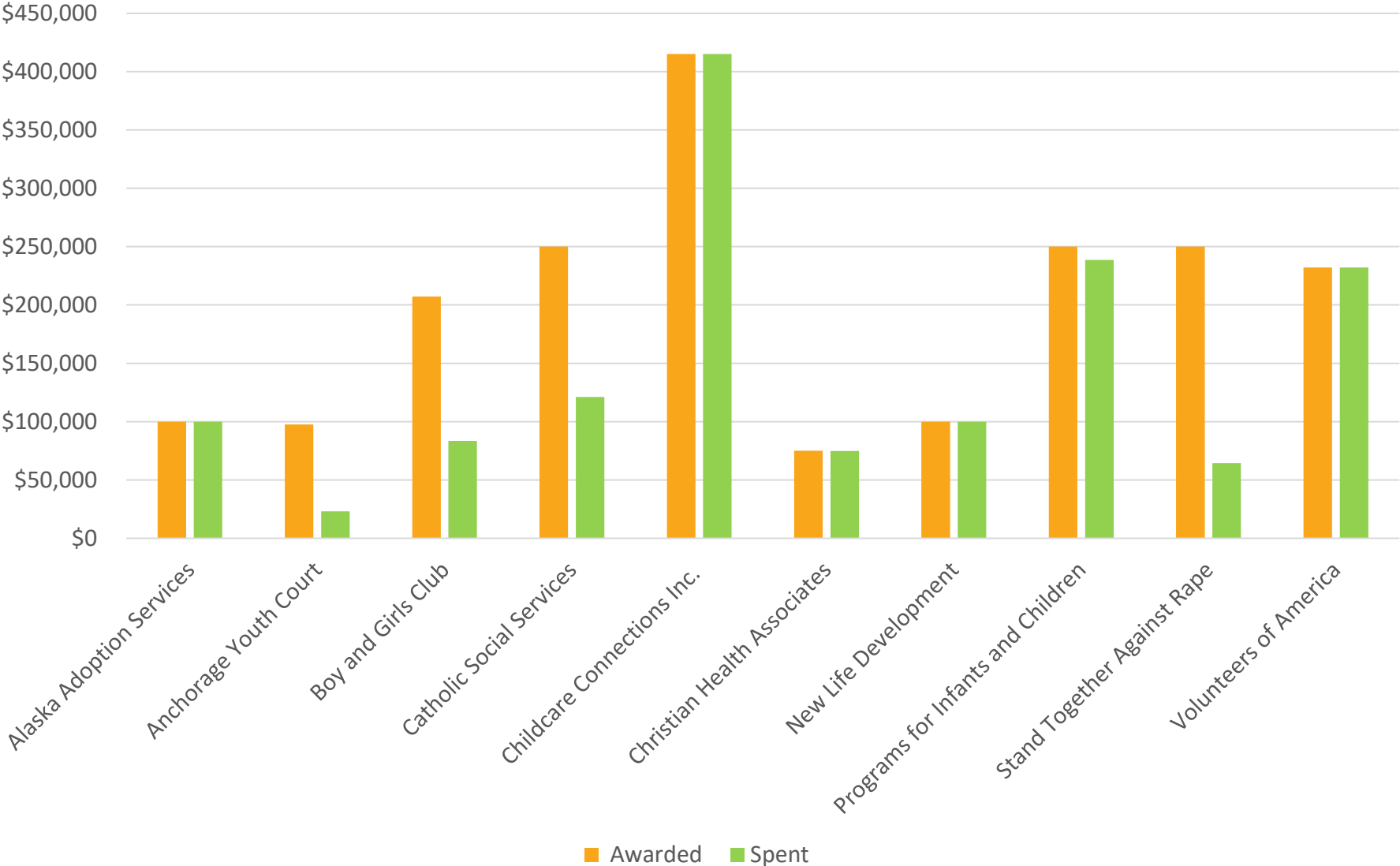
Funds from June – December 2023 (Q1 Budget Revisions)

Alaska Adoption Services \$100,000.00	Services Provided	Impacts
Total Award Spent	<ul style="list-style-type: none"> Mobile Diaper Delivery 	<ul style="list-style-type: none"> 1,757 families served 145,060 diapers distributed to families
Anchorage Youth Court \$97,573.18	Services Provided	Impacts
\$22,961.77 spent – Total award not spent due to receiving funds in June 2023	<ul style="list-style-type: none"> Juvenile Diversionary Program 	<ul style="list-style-type: none"> 30 participants in program (Anti-shoplifting class, Anchorage Public Library, Volunteers of America-Alaska Day Treatment, YMCA, AYC Legal Studies Classes, ReMade classes with Habitat for Humanity, 3rd Millennium Marijuana 101 Class) 33 participated in Youth Summit 31 sworn in Summer Legal Studies 6 HOPE Training for Youth and 1 Adult/ Staff
Boys and Girls Club \$207,304.49	Services Provided	Impacts
\$83,363.89 spent – Total award not spent due to receiving funds in June 2023	<ul style="list-style-type: none"> Compassionate Care 	<ul style="list-style-type: none"> 68 staff trained in Trauma Informed Practices 3 parent support events that had 142 attendees
Catholic Social Services \$250,000.00	Services Provided	Impacts
\$121,033.16 spent – Total award not spent due to receiving funds in June 2023 and staff turnover	<ul style="list-style-type: none"> Supportive Family Services Program 	<ul style="list-style-type: none"> 92 events that included 131 unduplicated participants Parent Café, Youth Enrichment, and Peer Support Networks
Childcare Connections, Inc. \$415,137.43	Services Provided	Impacts
Total Award Spent	<ul style="list-style-type: none"> Thread for Early Educator Health and Wellness 	<ul style="list-style-type: none"> 7 participants for Introductory Wellness Training 37 participants for FAN (Facilitated Attuned Interaction) Training and Wellness 2 tele-health therapy calls made

Programs Funded – Evidence Based Grants

Christian Health Associates \$75,000.00	Services Provided	Impacts
\$74,874.21 spent – Total award not spent due to receiving funds in June 2023	<ul style="list-style-type: none"> Anchorage School-Based Health Centers for Medical Care for Students in Need 	<ul style="list-style-type: none"> 333 health visits 315 comprehensive wellness exams 10 acute care visits 8 follow-up visits
New Life Development \$100,000.00	Services Provided	Impacts
\$99,903.81 spent – Total award not spent due to receiving funds in June 2023	<ul style="list-style-type: none"> Safe Families Project 	<ul style="list-style-type: none"> Permanently placed 4 mothers and 7 children Five mothers found employment The money allowed these families to have their children placed with them and prevent them from being split up. 4 participants and 1 staff were CPR certified
Programs for Infants and Children \$250,000.00	Services Provided	Impacts
\$238,609.62 spent – Total award not spent due to receiving funds in June 2023	<ul style="list-style-type: none"> Project Cherish 	<ul style="list-style-type: none"> On-boarding staff Pre-Training for Project Cherish Working with their partner Kinderling in Washington State
Stand Together Against Rape \$250,000.00	Services Provided	Impacts
\$64,501.82 spent – Total award not spent due to receiving funds in June 2023 and additional funding received totaling \$375,000.00	<ul style="list-style-type: none"> Prevention Program and Trauma Therapy 	<ul style="list-style-type: none"> 34 individuals received trauma therapy over 174 hours
Volunteers of America \$232,040.79	Services Provided	Impacts
Total Award Spent	<ul style="list-style-type: none"> Family Services and Support for Students in the Summer 	<ul style="list-style-type: none"> 42 youth completed a three-week camp 60 family members attended family night 7 youth attended a weeklong camp

Awarded vs Spent – Evidence Based Grants



Housing and Homelessness

Programs Funded – Housing & Homelessness

Alaska Hotel Group – Aviator Hotel \$2,230,926.63	Services Provided	Impacts
Total Award Spent	<ul style="list-style-type: none"> • Non-Congregate • Case Management • Wellness Groups • Peer Support Services • Navigation Services 	<ul style="list-style-type: none"> • 182 clients sheltered • 2 clients entered treatment • 73 clients were housed • 72,240 meals provided • 137 units leased
Alex Hotel \$608,920.43	Services Provided	Impacts
Total Award Spent	<ul style="list-style-type: none"> • Non-Congregate • Room, washer/dryer leases • Insurance • Damage costs 	<ul style="list-style-type: none"> • Recovered damages • 55 units leased
American Foundation for Suicide Prevention \$30,000.00	Services Provided	Impacts
\$29,635 spent – Total award not spent due to a conflicting campaign therefore not all time slots were aired, resulting in unspent funds	<ul style="list-style-type: none"> • TV and Digital Messaging Campaign 	<ul style="list-style-type: none"> • 1,777,500 views 12 and over on KAKM-TV • 938,000 listeners 12 and over on KSKA-FM • 1,919,037 views of the digital display ad • 174 E-Newsletter clicks
Anchorage Affordable Housing and Land Trust \$250,000.00	Services Provided	Impacts
Total Award Spent	<ul style="list-style-type: none"> • Non-Congregate • Tenant Support • Rental Subsidy • Property Management • Administration Support • Independent Living Skills 	<ul style="list-style-type: none"> • 130 Units (Guesthouse) • 45 Units (Lakeshore) • 96 Units (Barrat)
Anchorage Coalition to End Homelessness \$1,850,000.00	Services Provided	Impacts
\$1,370,265.15 spent – Total award not spent due to enhanced outreach funds (amendment), late execution of amendment, and hiring/training of new staff	<ul style="list-style-type: none"> • Outreach • Supportive and Essential Services • Coordinate Entry Assessments 	<ul style="list-style-type: none"> • 145 pop-up events held • 594 encampments visited (excluding pop-up events) • 7,534 individuals received basic needs services • 3,120 individuals receiving medical intervention services • 1,114 new or updated coordinated entry assessments

Programs Funded – Housing & Homelessness

Brother Francis Shelter \$670,000.00	Services Provided	Impacts
\$665,991.42 spent – Total award not spent due to unallowable expenses for direct services being removed on final invoice	<ul style="list-style-type: none"> • Congregate • 120 Bed Shelter • Supportive and Essential Services • On-Site Medical Clinic • Case Management Services 	<ul style="list-style-type: none"> • 373 unduplicated individuals served • 346 participants in the on-site medical clinic • 18 participants in the Step-Program, 5 successfully employed
Catholic Social Services – Complex Care \$1,830,000.00	Services Provided	Impacts
Total Award Spent	<ul style="list-style-type: none"> • Supportive and Essential Services: Case management, meals, transportation 	<ul style="list-style-type: none"> • 414 clients served • The average length of stay in shelter was 68 days • 58,125 meals provided
Christian Health Associates \$550,000.00	Services Provided	Impacts
\$407,047.05 spent – Total award not spent due to lack of staffing, lower hotel rates, challenges with grant stipulated insurance, and donations received	<ul style="list-style-type: none"> • Non-Congregate • Family Shelter • Women + Children Shelter • Women + Children Shelter DVSA • Case Management Services • Transportation for School 	<ul style="list-style-type: none"> • 160 adults and 194 children served • 10 families permanently housed • 18 families transitionally housed • 120 meals served
Covenant House – Emergency Shelter \$200,000.00	Services Provided	Impacts
Total Award Spent	<ul style="list-style-type: none"> • Congregate • 25 bed shelter • Meals 	<ul style="list-style-type: none"> • 324 unduplicated individuals served • 7,886 meals provided • Average length of stay – 22 days
Covenant House – Supportive & Essential Services \$930,000.00	Services Provided	Impacts
Total Award Spent	<ul style="list-style-type: none"> • Non-Congregate • 50 bed shelter • Onsite Medical • Coordinate Entry • Year-Round Shelter 	<ul style="list-style-type: none"> • 1,397 unduplicated individuals served • 46,688 meals provided • 45,969 services provided • 134 Coordinate Entry Assessments • 191 youth assigned permanency navigators

Programs Funded – Housing & Homelessness

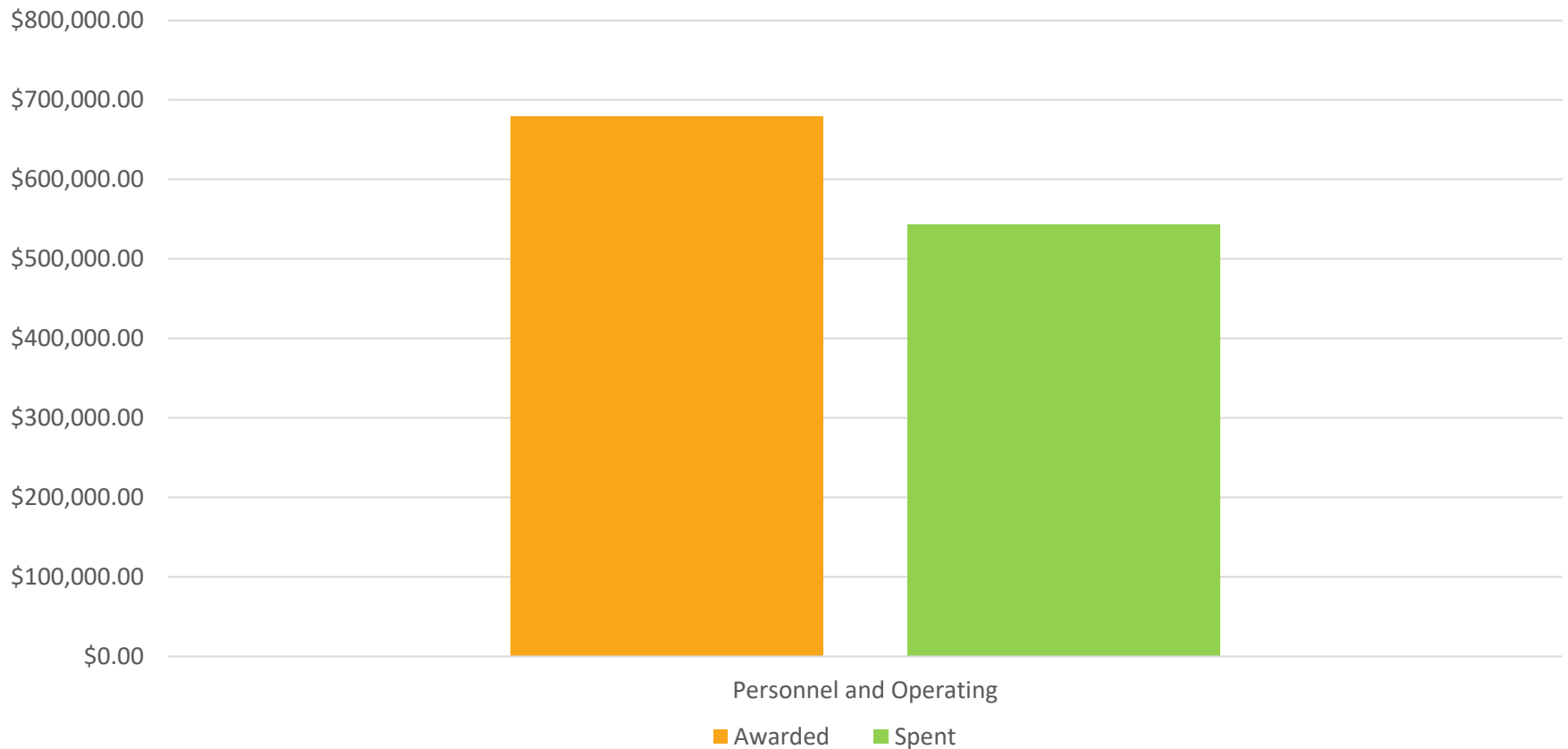
Crisis Stabilization Center - Providence \$1,000,000.00	Services Provided	Impacts
Total Award Spent	<ul style="list-style-type: none"> • Construction 	<ul style="list-style-type: none"> • Portion of remodel and renovation to expand access of behavioral healthcare for adults and adolescents
ESS Supportive Services \$130,283.50	Services Provided	Impacts
Total Award Spent	<ul style="list-style-type: none"> • Meals for 1111 E 56th Ave 	<ul style="list-style-type: none"> • 10,825 meals provided
Henning, Inc. – 1111 E 56 th Ave \$669,600.00	Services Provided	Impacts
Total Award Spent	<ul style="list-style-type: none"> • Congregate • Transportation for Critical Documents • Wellness Groups • Case management • Housing Navigation • Peer Support 	<ul style="list-style-type: none"> • 150 beds at the beginning then expanded to 200 beds • 105 placed in permanent housing • 379 clients assessed by case management • 89 individuals reunited with family
Henning, Inc. – Alex Hotel \$598,261.15	Services Provided	Impacts
\$520,968.04 spent- Total award not spent due to closure May 2023	<ul style="list-style-type: none"> • Wellness Groups • Case management • Peer Support • Housing Navigation • Meals • Transportation 	<ul style="list-style-type: none"> • 289 clients served • 10 clients went to treatment • 63,900 meals were provided • 58 clients were housed
Henning, Inc. – Sullivan Arena \$1,818,545.75	Services Provided	Impacts
Total Award Spent	<ul style="list-style-type: none"> • Congregate • Supportive and Essential Services • Storage of client belongings • Case Management Services 	<ul style="list-style-type: none"> • 1,569 individuals sheltered • 31 individuals entered treatment • 255,150 meals provided • 335 clients housed

Programs Funded – Housing & Homelessness

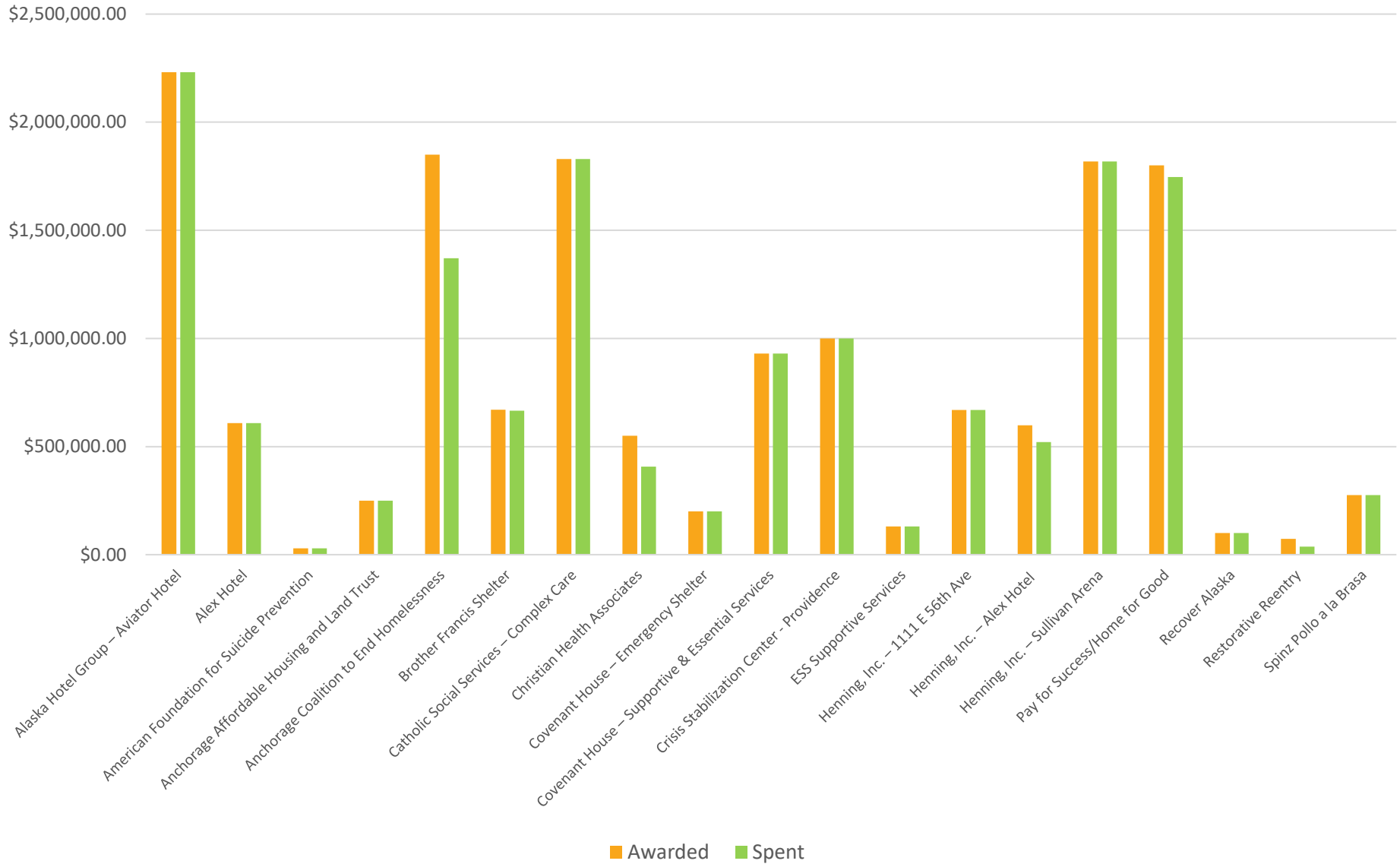
Pay for Success/Home for Good \$1,800,000.00	Services Provided	Impacts
\$1,746,000.00 spent - Determined by participants for housing stability	<ul style="list-style-type: none"> • Supportive Housing • Case Management Services • Outreach • Behavioral Healthcare Services 	<ul style="list-style-type: none"> • 582 months of stable housing achieved • Participants in project for 12 months have a 76% reduction in safety center intake, 76% reduction in arrests, 39% reduction in EMS transport calls compared to 2022 in supportive housing • 75 participants in housing, 13 participants looking for housing, services providers were conducting outreach to 29 individuals eligible for project
Recover Alaska \$100,000.00	Services Provided	Impacts
Total Award Spent	<ul style="list-style-type: none"> • Funding for MSW students 	<ul style="list-style-type: none"> • 5.5 FTE faculty members in Clinical Behavioral Health • 99 students participated during the grant duration • 71 providers/partners actively engaged in communication pertaining to recruitment, retention, employment opportunities and goals
Restorative Reentry \$73,548.38	Services Provided	Impacts
\$37,834.10 spent - Total award not spent due to contract not executed until last quarter of year (November/December)	<ul style="list-style-type: none"> • Third Party Oversight of Sullivan, Alex, Aviator Hotel, CWS (1111 E 56th Ave) 	<ul style="list-style-type: none"> • 38 incoming calls from non-congregate • 68 incoming calls from congregate • 17 referrals made to shelter • 157 interviews with shelter clients • Assisted with closing process of the Sullivan Arena
Spinz Pollo a la Brasa (Majestic Alaska) \$276,044.90	Services Provided	Impacts
Total Award Spent	<ul style="list-style-type: none"> • Meals for Alex and Aviator Hotels 	<ul style="list-style-type: none"> • 20,009 meals provided for Aviator Hotel • 7,638 meals provided for Alex Hotel

Personnel and Operating Costs

Personnel and Operating Costs \$679,079.00	Services	Departments
\$543,044.95 spent – Total amount not spent due to position vacancy	<ul style="list-style-type: none">Personnel, indirect, supplies, equipment, and other costs.	<ul style="list-style-type: none">Grants and ContractsFiscalHousing and Homelessness Services



Awarded vs Spent – Housing and Homelessness



Grantee Feedback

Grantee Feedback

- **Staffing**
 - Challenges finding qualified help, high turnover rates
 - Competitive wages to attract talent
 - Access to child-care
- **Promoting Programs**
 - Sharing other organizations flyers and resources to AHD social media
- **Transportation**
 - Courthouse parking for advocates
 - Bus passes for these programs
- **Improving housing for people with disabilities**
- **Improving outdoor play areas**

Housing and Homelessness Services Commitments

- Transparency of Alcohol Tax spending for community
- More on-site visits and oversight of grantees and contractors
- Increased collaboration with community partners

Questions?



Thank you!



**Anchorage
Health
Department**

Contact info:

Kimberly Rash

Anchorage Health Department

Kimberly.Rash@anchorageak.gov