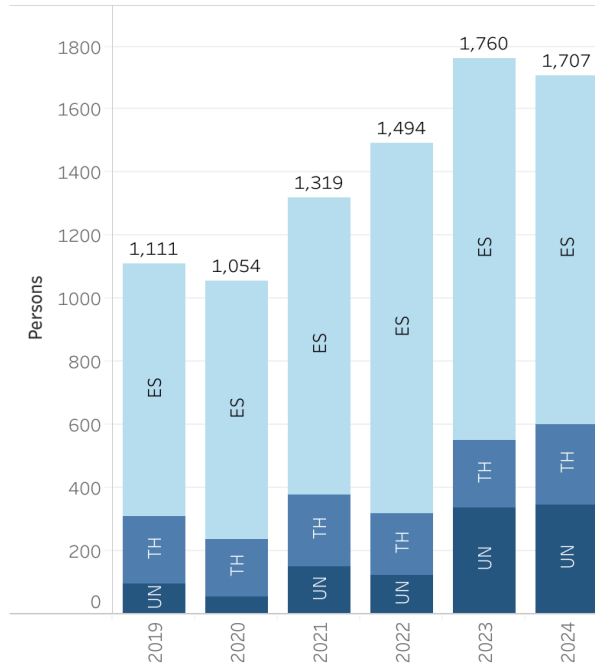


PIT Summary

Point in Time Count

Set to occur on January 28th to count for the night before – Monday, January 27th.

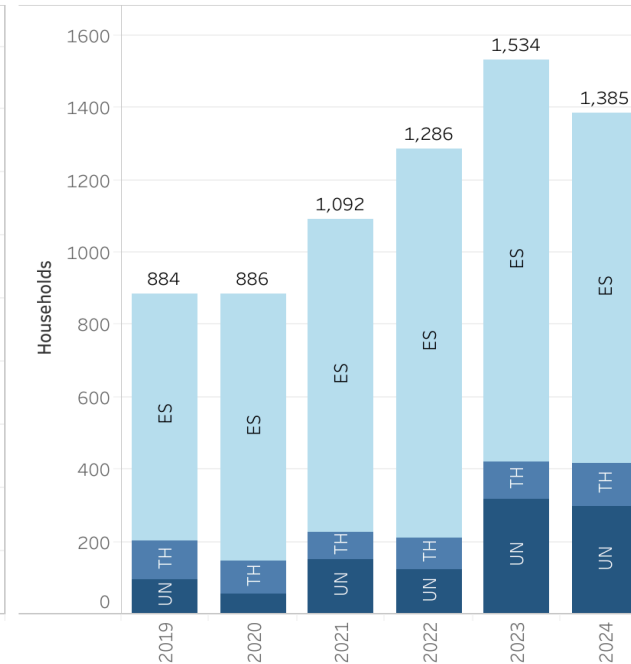
Persons by Year



Goal: Reduce **Sheltered (ES/SH/TH) Homelessness (Persons)** from 2023 to 2024


Anchorage MET this goal: *Sheltered Homelessness (Persons) has decreased by 4.5%.*

Households by Year




Goal: Reduce **Unsheltered Homelessness (Persons)** from 2023 to 2024

Anchorage Did NOT Meet this goal: *Unsheltered Homelessness (Persons) has increased by 3.3%.*

CoC  ▼

- (All)
- AK BoS
- Anchorage

Project Type  ▼

- (All)
- ES
- TH
- UN

HH Type

- (All)
- Adults & Children
- Adults Only
- Children Only

Last year's PIT count data

2024 Sub-Population Trends

Showing Count for: AK-500 ANCHORAGE

2024 PIT
Individuals
1,321

2024 PIT
Sheltered
1,363

2024 PIT
Families
388

2024 PIT
Unsheltered
346

2024 PIT
Chronic
384

2024 PIT
Veterans
70

2024 PIT
Youth (Under 25)
141

Individuals	Sheltered	Families	Unsheltered	Chronic	Veterans	Youth (Under 25)
-------------	-----------	----------	-------------	---------	----------	------------------

