

# CURRENT SYSTEM OVERVIEW

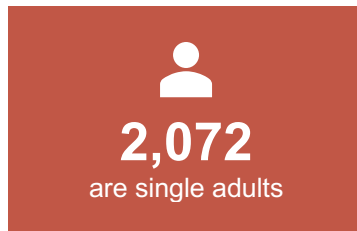
Prepared January 1, 2025, by the Anchorage Coalition to End Homelessness

## 2965

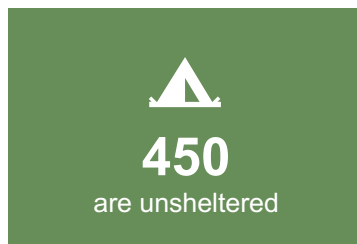
End-of-month count of people actively experiencing homelessness through November 30, 2024

Source: AKHMIS

WHO

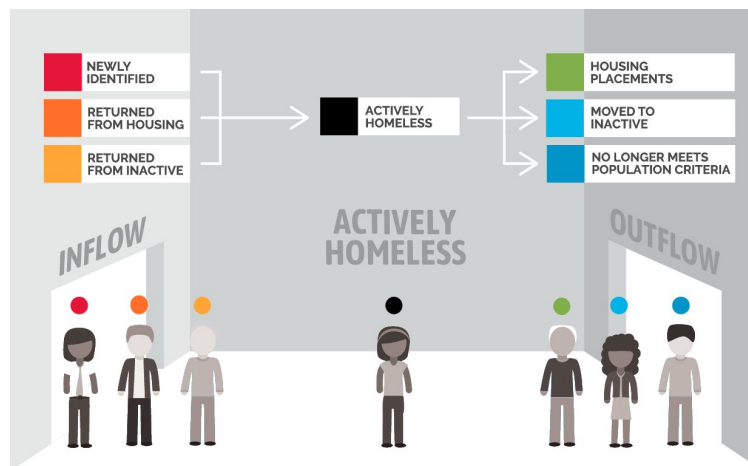


WHERE



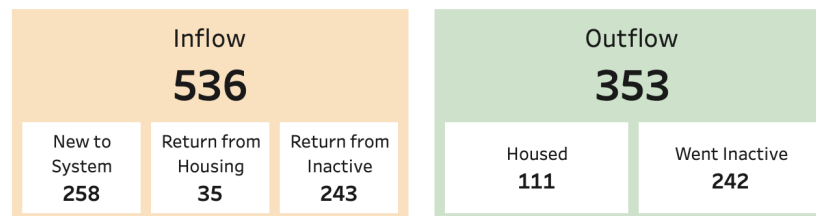
<sup>1</sup> Literal Homelessness: defined as shelter (including seasonal shelter), transitional housing or unsheltered

<sup>2</sup> Current utilization is 100% and includes all emergency cold weather shelter capacity



Why did Anchorage see a continued increase in the number of people experiencing homelessness in November? **Three reasons.**

**One**, people got back in touch with the system (returns from inactive); *and*



**Two**, outflow to housing continues to be slow in September (87) and October (91), November (111) down from an average of 173 housing exits per month over the last 12 months; *and*  
**Three**, still high inflow of people (258) who never experienced homelessness contacted the system for the first time.

## Why have exits to housing slowed?

- Housing program capacity is full.
- And people in those programs are maintaining their housing. Returns from housing are low. This is good news, but more capacity is needed for those still experiencing homelessness.

## What is driving returns from inactivity?

- Utilizing coordinated entry prioritization for non-congregate shelter is an incentive to update coordinated entry assessments. If people are not active on the list, then they are not prioritized for non-congregate shelter access.

## How does this compare to last November?

- Total homelessness was 2822, so we are up 143 individuals
- Housing outflow was 172 compared to 111 this November, down 61 housing exits
- Fewer returns from housing down from 57 last year to 35 this November

## Now that emergency cold weather shelter is open what can I expect?

- Individuals have a warm safe place to sleep.
- All new to homelessness families are coming into the system via the Family Emergency Cold Weather Shelter.
- Some individuals still have barriers to shelter, such as pets, being in a couple and trauma.
- Continued street outreach to connect with those who remain unsheltered.

## Impact of Emergency Cold Weather Shelter Capacity of 332 Beds (Nov 1<sup>st</sup> - Nov 30<sup>th</sup>):



**389** People Served



**9-day** Average Length of Stay



**251** people entering shelter were living outside



Most were experiencing homelessness for 90 days or more

**55%** were experiencing chronic homelessness

**32%** 2+ years of homelessness



**187** Exits from Emergency Cold Weather Shelter:

3 to permanent housing

3 to other temporary destinations

49 exited to another shelter or outside – homeless situation

132 unknowns (no destination recorded at exit)

## Where are the people new to homelessness coming from?

1. **Evictions/Inability to Pay Rents.**  
Seasonal employment and income ends making it hard to make rent if another opportunity wasn't found.
2. **End of Informal Resolutions** – With expanded shelter capacity people who were couch surfing or doubling up with others access shelter services. This is particularly true for families who in the summer have the choice between being unsheltered or an informal resolution. The start of school also identifies more families experiencing homelessness.

## How does the new to homelessness inflow impact the system?

- Most people who enter the homeless prevention and response system, leave quickly through self-resolution.
- But with no new housing program capacity those needing rental assistance and other supports will have to wait until there are expanded opportunities. Length of time homeless for those not able to self-resolve may increase.
- Shelters see increased demand and remain full with new vacancies filled immediately.
- Number of people outside is not going down even with 100% shelter utilization.

## Upcoming Action and Opportunity:

- Continue **reporting camps** for outreach coordination.
- Housing Program Funding Opportunities:
  - [AHFC Discharge Incentive Grants](#) – closes 1/9/2025
  - MOA Request for Housing Related Supportive Services Grant Proposals – see MOA Purchasing page – closes 1/7/2025